

Bamboo wall

January 2022



Characteristics

Appearance: Outdoor environment





Class of use: Class 4

Expansion rate: ≤10%

72h Thickness expansion rate: ≤18%

Density: 1,2g/cm³

Technical features

 Dimension		
Thickness	18mm	
Width	140mm	
Length	1860mm	
 Technical features		
Brinell hardness	107 N/mm ²	EN 1534:2011 EN
Resistance to bending	87 N/mm ²	EN 408:2012
Modulus of Elasticity in Torsion	18700 N/mm ²	EN 408:2012
Durability	Class 1 / ENV807 ENV12038	EN350 EN 408: 2012
Moisture content	5-15%	
Fire reaction	C-s1, d0	EN13501-1
Slip resistance (oiled ramp test)	R10	DIN 51130:2014
Slip resistance (PTV20)	86 (dry) 53 (wet)	CEN/TS 16165:2012
Emission of formaldehyde	E1	EN717-1:2004
 Quantity		
Planks per pallet	231 units	
Quantity per pallet	60,152 m ²	
 Appearance class		
Selection of lamellas with knot-free planks, planks with small and large knots, grouted knot (black or natural colour) and sapwood. Allows for variations in colour and staining.		

Technical features according to the manufacturer. All materials commercialised by GLOBALDIS must be installed by a competent technician who complies with the installation standards of the respective product. The guarantee for GLOBALDIS products is subject to compliance with the installation standards indicated.

GLOBALDIS endeavours to constantly improve its offer and therefore reserves the right to make changes to the product range or technical specifications without prior notice.